

If You Could Read My Mind

Arranged By:
Bryan Rason

Music by Gordon Lightfoot

- ① = E ④ = D
- ② = B ⑤ = A
- ③ = G ⑥ = E

Moderate ♩ = 120

1

let ring

TAB

2 4 0 | 0 0 0 0 2 | 0 2 0 2 4 0 | 0 3 3 3 5 3

3 3 | 3 3 | 3 2 3 2

Detailed description: This block contains the first system of music, measures 1 through 4. It features a treble clef staff with a 4/4 time signature. The melody begins with a quarter rest, followed by a quarter note G4, a quarter note A4, and a quarter note B4. The first measure is repeated. The second measure contains a descending eighth-note triplet: G4, F4, E4. The third measure contains a descending eighth-note triplet: D4, C4, B3. The fourth measure contains a descending eighth-note triplet: A3, G3, F3. Below the staff is a guitar tablature section with two staves labeled 'T' and 'B'. The first measure has frets 2 and 4 on the high E string and an open 0 on the low E string. The second measure has an open 0 on the high E string and a fret 2 on the low E string. The third measure has an open 0 on the high E string and frets 2 and 4 on the low E string. The fourth measure has an open 0 on the high E string and frets 3, 3, 3, 5, and 3 on the low E string. The fifth line of the tablature shows frets 3, 3, 3, 2, 3, and 2.

5

let ring

3 3 3 3 0 | 1 1 1 1 0 0 0 | 0 3 3 3 1 2 | 3 0 3 0 1

0 0 0 0 2 | 2 2 2 2 1 2 | 0 3 3 3 1 2 | 3 0 3 0 0

3 2 2 | 1 0 1 0 | 1 0 1 0 | 3 2

Detailed description: This block contains the second system of music, measures 5 through 8. The melody continues with eighth-note triplets. Measure 5: G4, F4, E4. Measure 6: D4, C4, B3. Measure 7: A3, G3, F3. Measure 8: E3, D3, C3. The tablature for measures 5-8 shows frets 3, 3, 3, 3, 0; 1, 1, 1, 1, 0, 0, 0; 0, 3, 3, 3, 1, 2; 3, 0, 3, 0, 1; 0, 0, 0, 0, 2; 2, 2, 2, 2, 1, 2; 0, 3, 3, 3, 1, 2; 3, 0, 3, 0, 0; 3, 2, 2; 1, 0, 1, 0; 1, 0, 1, 0; 3, 2.

9

let ring

0 0 3 5 5 8 7 10 8 10 7 8 0 8

0 0 0 5 5 5 5 7 10 7 8 10 7 7 0 0

2 3 2 7 5 7 5 7 9 7 9 7 7 9 10 9 0 9 10

Detailed description: This block contains the third system of music, measures 9 through 12. The melody continues with eighth-note triplets. Measure 9: B3, A3, G3. Measure 10: F3, E3, D3. Measure 11: C3, B2, A2. Measure 12: G2, F2, E2. The tablature for measures 9-12 shows frets 0, 0, 3, 5, 5, 8, 7, 10, 8, 10, 7, 8, 0, 8; 0, 0, 0, 5, 5, 5, 5, 7, 10, 7, 8, 10, 7, 7, 0, 0; 2, 3, 2, 7, 5, 7, 5, 7, 9, 7, 9, 7, 7, 9, 10, 9, 0, 9, 10.

13

let ring


0 3 0 3 1 0 | 0 3 3 3 2 3 3 0 3 0 | 2 3 3 0 0 0

0 0 0 0 0 0 0 0 0 0 0 0 0 0 0 0

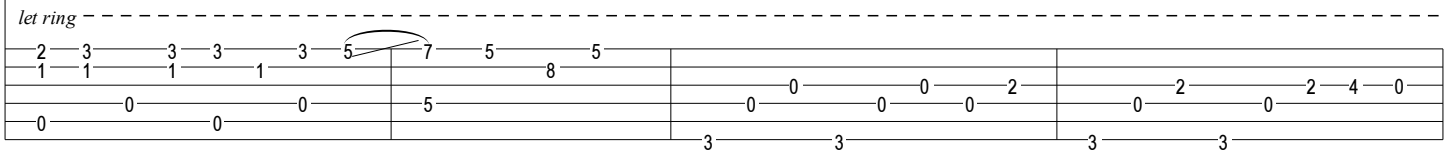
3 3 3 0 2 3 0 3 0 2 3 3 0 0 0

Detailed description: This block contains the fourth system of music, measures 13 through 16. The melody continues with eighth-note triplets. Measure 13: D3, C3, B2. Measure 14: A2, G2, F2. Measure 15: E2, D2, C2. Measure 16: B1, A1, G1. The tablature for measures 13-16 shows frets 0, 3, 0, 3, 1, 0; 0, 3, 3, 3, 2, 3, 3, 0, 3, 0; 2, 3, 3, 0, 0, 0, 0, 0, 0, 0, 0, 0, 0, 0, 0, 0; 3, 3, 3, 0, 2, 3, 0, 3, 0, 2, 3, 3, 0, 0, 0.

17#




let ring

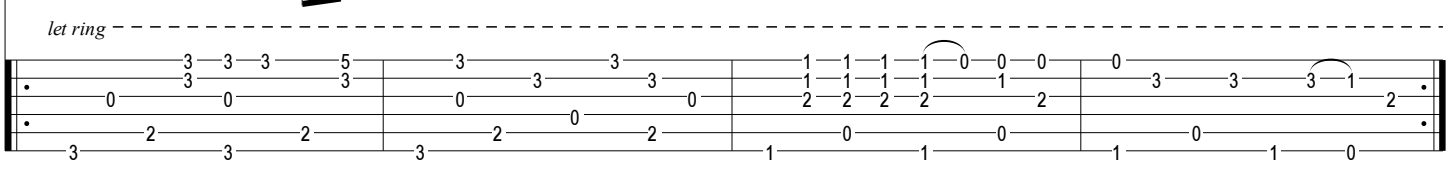


2 3 3 3 1 3 5 7 5 8 5
1 1 1 1 1 3 5 7 5 8 5
0 0 0 0 5 0 0 0 0 2 0 2 0 2 4 0
3 3 3 3

21




let ring

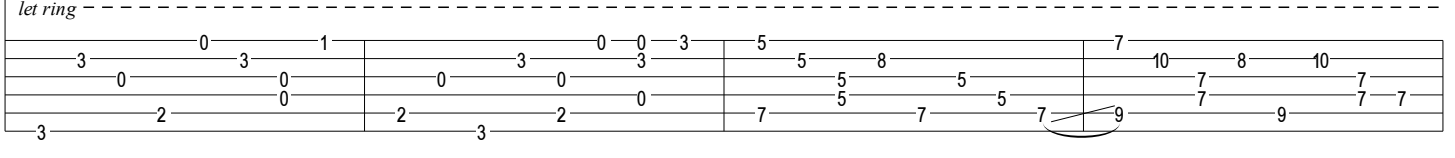


3 3 3 5 3 3 3 1 1 1 1 0 0 0 0 3 3 3 1 2
0 3 0 3 0 3 3 0 2 2 2 2 1 2 0 3 3 3 1 2
3 2 3 2 3 2 0 2 1 0 1 0 1 0 1 0

25




let ring

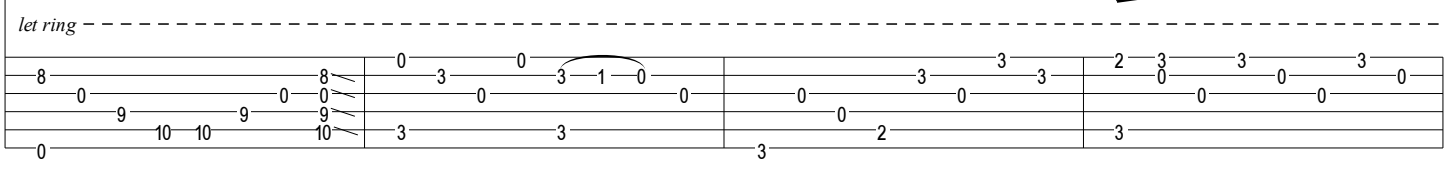


3 0 3 1 0 3 0 3 5 5 8 5 5 7 10 8 10 7 7
3 2 0 0 0 3 0 0 5 5 8 5 5 7 9 7 9 7 7
3 2 3 2 0 2 7 5 7 5 7 9 7 9 7 7

29




let ring

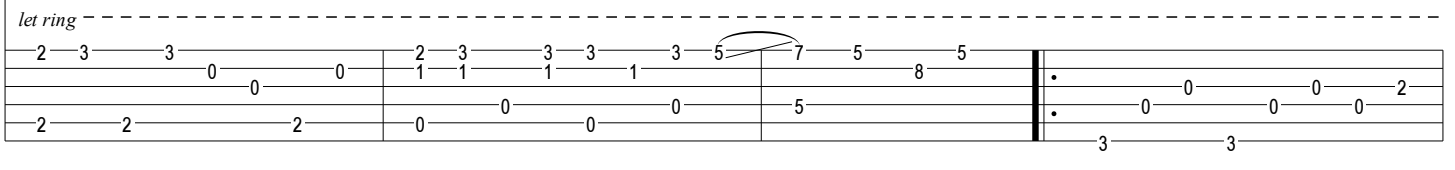


8 0 9 10 10 9 8 0 3 0 3 1 0 0 3 3 3 2 3 3 0 3 0
0 9 10 10 9 8 0 3 0 3 1 0 0 3 3 3 2 3 3 0 3 0
0 3

33#



let ring



2 3 3 0 0 0 2 3 3 3 1 3 5 7 5 8 5
1 1 1 1 1 3 5 7 5 8 5
2 2 2 0 0 0 0 5 0 0 0 0 2
3 3

37

let ring

41

let ring

45

let ring

49

let ring

53

let ring

57

let ring

61

let ring

65

Ham.

let ring